

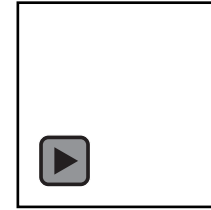
UNIT 2



EVERYDAY CONVERSATION



1. GOING TO THE MARKET



DIALOGUE


 Listen

1. Going to the market



 Dialog

- A: Where are you going?
- B: I am going to the market.
- A: What are you going to buy?
- B: I am going to buy some rice.
- A: (He's/She's) going to buy some rice.





PAIR WORK

- Talk with another student.
- Use these items in the blanks.

A: Where are you going?

B: I am going to the market.

A: What are you going to buy?

B: I am going to buy some _____

A: (He's/She's) going to buy some _____



soap



tissue



powder



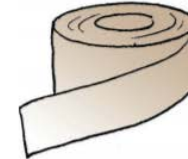
candles



sugar



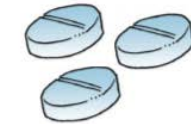
salt



tape




pepper



aspirin



toothpaste



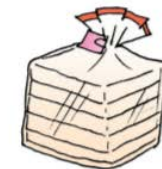
crayons



tuna



curry



bread




envelopes



PAIR WORK

What other things might you buy at the market using SOME?



paper



nails



shirts



oil



magazines




socks



fish



spoons




candy



water



food




chicken



juice



plastic



pens






2. AT THE MARKET

Now we are at the market. The vendors are all around. We have to tell them WHAT we want and also HOW MUCH we want. Say the conversation and notice how each PRODUCT has a different CONTAINER.

2. At the market

Now we are at the market. The vendors are all around. We have to tell them WHAT we want and also HOW MUCH we want. Say the conversation and notice how each PRODUCT has a different CONTAINER.



DIALOGUE



Dialog

- A:** Do you sell rice?
- B:** Yes. How much do you want?
- A:** I would like one bag, please. And give me some tissue, too.
- B:** Is that all?
- A:** Yes. That's all.



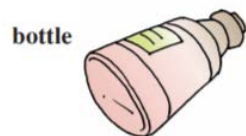


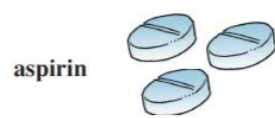


Using the list on Page 39, try saying these sentences. Use a different product and container each time.....(product) come (s) in a (container). I'd like a (container) of (product).

PRODUCT :

CONTAINER :

PRODUCT :



EXAMPLE

1. Tissue comes in a roll. I'd like 5 rolls of tissue.
2. Soap comes in a box. I'd like a dozen boxes of soap.
3. Sugar comes in a bag. I'd like 2 bags of sugar.



3. WEATHER

Now let's talk about the weather ; some things we can do during different kinds of weather and what we might wear.

3. About the weather

Now let's talk about the weather; some things we can do during different kinds of weather and what we might wear.



Dialog

A: What is the weather today?


B: I think it will be sunny.

A: What do you want to do?

B: Let's go to the beach.

A: What will you wear?

B: I will wear my dark sunglasses.



DIALOGUE



PAIR WORK

- Now let's talk about some other kinds of weather and activities and use these words in the blanks.



cloudy



work in the garden



jacket



rainy



to the movies



rain coat



hot



sit under a tree



windy



fly a kite



long sleeved shirt



shorts

The sun can be very bright at the beach. So it's a good idea to bring some dark sunglasses.

A: What is the weather today?

B: Let's go _____.

B: I think it will be _____.

A: What will you wear?

A: What do you want to do?

B: I will wear my _____.



LISTENING EXERCISE



- What other activities can you do when it is hot?
- Go to the shopping center and enjoy the air conditioning?
- Get an electric fan?
- Eat some ice cream or go swimming?

Noi : Hey, Yah! It's going to be really _____ today.
What do you want to do?

Yah : Let's go sit under a nice big _____ where it is cooler.

Dim : Good idea! I was going to work in the _____ but I won't now.

Noi : Last week when it was _____, I went to the _____.
No sense being outside when it is _____ and cold.

Yah : I had to wear my _____ everyday, and a _____.

Dim : I hear it will be _____ in Hua Hin on the weekend. Let's go to the _____.

Noi : I was there on a holiday last year. It was _____ and I flew my _____ almost out of sight.


Yah : Okay! We'll take the bus there and back. Don't forget your _____.



4. HELPING MOM

DIALOGUE

- As you get older, you should do more to help around your house.
- These duties are called "chores".
- Some chores must be done everyday ; some only once a week or so. Doing chores is a sign you are growing up with a good heart.



4. Helping Mom

As you get older, you have to do more to help around your house. These duties are called "chores". Some chores must be done everyday; some only once a week or so. Doing chores is a sign you are growing up with a good heart.



Dialog

A: How do you help Mom?

B: Everyday, I sweep the floor.

A: What else do you do?

B: Once a week, I bring in some water.

A: How can I help Mom?

B: On Monday, you can hang up the clothes.





PAIR WORK

- Doing things to help others in your family has many rewards.
- Here are some more chores any student can do to help their Mom on page 45-46.
- Practice the conversation with your partner and use these phrases.



A: How do you help Mom?

B: Everyday I _____ .

A: What else do you do?

B: Once a week, I _____

A: How can I help Mom?

B: On _____ , you can
hang up the clothes.



LISTENING EXERCISE



Yah : Hey Noi! I heard you bought a new _____ on _____ .

Noi : Yes, I am glad I got a Honda. It makes the others look like _____ .

Yah : I think my _____'s head is made of _____ . He likes Kawasaki. It makes my blood _____ . Did you get a good deal?

Noi : I think so. Right now it's a buyers' _____ . The dealers want to _____ out the old models and have a _____ start. The new models come out on _____ .

Yah : I want to get a new Honda too. I'm going to get a job delivering _____ and drinking _____ on _____ s and _____ s to pay for it.

Noi : Great! I had to save a long time to pay for mine but it was worth it.



Note : *It makes my blood boil. (ใจร้อน ทำให้โกรธ)*

5. OUCH

DIALOGUE

Sometimes we hurt ourselves accidentally as we go through our everyday life. Here is a conversation about minor injuries and what to do about them :

5. Ouch!

Sometimes we hurt ourselves accidentally as we go through our everyday life. Here is a conversation about minor injuries and what to do about them:



Dialog

A: What happened to you?

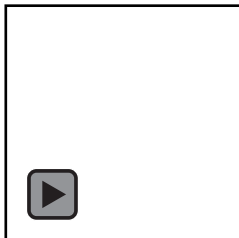
B: I hurt my head.

A: How did you do it?

B: I did it in the songteow.

A: What do you want for it?

B: I want some aspirin.






6. MOVING AWAY

This conversation is about moving to a new place to live ; maybe to study or work there for a few years, not just a visit or a holiday. Remember, “Why” and “because” are often used together.

DIALOGUE




6. Moving away

This conversation is about moving to a new place to live; maybe to study or work there for a few years, not just a visit or a holiday. Remember, “why” and “because” are often used together.



Dialog

- A: Where are you going?
B: I'm moving to Bangkok.
A: Why do you want to live there?
B: Because it's exciting.
A: What will you do there?
B: I will study.





7. LOOK WHAT I FOUND

This conversation is about finding things and who to give them to after you find them.

DIALOGUE

7. Look what I found

This conversation is about finding things and who to give them to after you find them.



Dialog

A: What's that in your hand?


B: I found a pencil box.

A: Where did you find it?

B: I found it in the classroom.

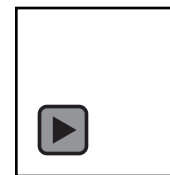
A: What will you do with it?

B: I will give it to the teacher.





LISTENING EXERCISE



Almost everyday, Yah takes the _____ to his school. The fare is only 7 baht so it's easy on his _____. When he gets to his stop, he says good-bye to the _____ and makes sure he remembers to pick up his _____.


He has to cross the _____ and take a shortcut through the big _____ to get to his _____. He knows the _____ at the _____ and, if he has time, he has some coffee there. Sometimes he finishes his homework at the table. One day, he left his _____ by mistake. As he was leaving the hotel, he saw the _____ talking on a _____. "The _____ says you've left something in the _____." he said.

Yah ran all the way back. He was almost late now, and he didn't want to make his _____ mad. As he came around the corner, he ran right into a _____! One of the buttons on Yah's jacket got caught on the officer's _____. Yah said he was sorry and hurried on. It was a very exciting morning!



8. HAVE YOU SEEN MY...?

Often, we misplace or lose things. It's good to have someone else help us look for them. Here is a conversation about looking for something.



8. Have you seen my...?

Often we misplace or lose things. It's good to have someone else help us look for them. Here is a conversation about looking for something.



Dialog

A: What are you looking for?

B: Have you seen my cartoon book?

A: Did you look on the table?


B: No. I will try there next.

A: Look! There it is, inside that box.

B: Thanks a lot.



“B” is looking for his cartoon book : up, down, and all around. Finally, “A” asks him what he is looking for. “A” says to look on the table BUT the cartoon book is not there. “A” quickly sees it is inside the box. Let’s talk about some other objects and places to look for them. Remember, the object is NOT in the first place we look.



9. THE SOLAR SYSTEM

The planets of the solar system, their position from the sun, and some of their traits are discussed in this lesson. Also the difference between cardinal and ordinal numbers is shown.

DIALOGUE

9. The solar system

The planets of the solar system, their position from the sun, and some of their traits are discussed in this lesson. Also the difference between cardinal and ordinal numbers is shown.



Dialog

A: Do you know about the solar system?


B: Yes. My favorite planet is Mercury.

A: Why do you like Mercury?

B: Because it is the smallest planet.

A: Where is Mercury?

B: It is the first planet from the sun.





ENGLISH ORDINAL NUMBER

Ordinal Numbers from 1 through 1,000,000

1 st first	11 th eleventh	21 st twenty-first	31 st thirty-first
2 nd second	12 th twelfth	22 nd twenty-second	40 th fortieth
3 rd third	13 th thirteenth	23 rd twenty-third	50 th fiftieth
4 th fourth	14 th fourteenth	24 th twenty-fourth	60 th sixtieth
5 th fifth	15 th fifteenth	25 th twenty-fifth	70 th seventieth
6 th sixth	16 th sixteenth	26 th twenty-sixth	80 th eightieth
7 th seventh	17 th seventeenth	27 th twenty-seventh	90 th ninetieth
8 th eighth	18 th eighteenth	28 th twenty-eighth	100 th one hundredth
9 th ninth	19 th nineteenth	29 th twenty-ninth	1,000 th one thousandth
10 th tenth	20 th twentieth	30 th thirtieth	1,000,000 th one millionth

In compound ordinal numbers, note that only the last figure is written as an ordinal number :

481^{st} = *four hundred and eighty-first*

$6,211^{th}$ = *six thousand, two hundred and eleventh*

When expressed as figures, the last two letters of the written word are added to the ordinal number :

first = 1st

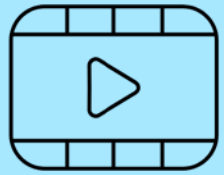
fourth = 4th

second = 2nd

twenty-sixth = 26th

third = 3rd

hundred and first = 101st



เทียบเสียง อังกฤษ ไทย ตอน **ordinal numbers**




ที่มา: The Happy Time with Q



ENGLISH ORDINAL NUMBER



In names for kings and queens, ordinal numbers are written in Roman numbers. When speaking, "the" is used before the ordinal number. Like this :



- Try writing these numbers in the ordinal style.
- The first one is done for you.

in print ... Charles II - say "Charles the Second"


in print ... Edward VI - say "Edward the Sixth"

in print ... Henry VIII - say "Henry the Eighth"

52-- *fifty-second* 64-- _____ 77-- _____ 145-- _____
88-- _____ 93-- _____ 31-- _____ 359-- _____
15-- _____ 8-- _____ 19-- _____ 620-- _____



10. WHERE DID YOU GO?



Now we will talk about going to some places, seeing some things and NOT liking them for certain reasons.

10. Where did you go?

Now we will talk about going to some places, seeing some things and NOT liking them for certain reasons.



Dialog

A: Where were you yesterday?


B: I went to the movies.

A: What did you see?

B: I saw Spiderman.

A: Did you enjoy it?

B: No. It was boring.





11. OCCUPATIONS

Here is a lesson about different occupations and the things you must study in order to become an expert in the field. This lesson has some long words that are best broken down into syllables. More on this later.

11. Occupations

Here is a lesson about different occupations and the things you must study in order to become an expert in the field. This lesson has some long words that are best broken down into syllables. More on this later.



Dialog

A: I would like to be a doctor.

B: That sounds exciting.


A: I want to help people.

B: How will you start?

A: I will study anatomy.



Speaker A states he wants to be a doctor and that he wants to help people. Speaker B is impressed and wonders how A will start toward his goal of becoming a doctor. "A" knows a doctor must study "**anatomy**" or "**ah na toe me**" Let's go on with some other careers and their educational requirements.





12. MY FAMILY-MEN

Let's talk about the male members of the family and sports they like to play.

12 My family-men

Let's talk about the male members of the family and the sports they like to play.



Dialog

A: Who were you talking to?

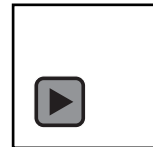

B: That's my father.

A: You look alike.

B: He likes badminton, too.

A: He's waving at you now.

B: He wants to see me volley.





13. MY FAMILY-WOMEN

Now we will talk about the female members of the family. They each like a particular sport too. Remember, for males it's "he" and for females it's "she".

13. My family-women

Now we will talk about the female members of the family. They each like a particular sport too. Remember, for males it's "he" and for females it's "she".



Dialog

A: Who were you talking to?


B: That's my mom.


A: You look alike.

B: She likes swimming, too.

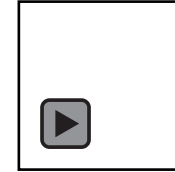
A: She's waving at you now.

B: She wants to see me dive.





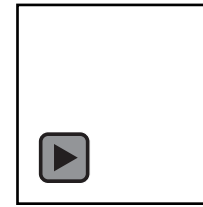
LISTENING EXERCISE



DIALOGUE 1

1. Let's all _____ into the _____ pool. My _____ doesn't like to _____ .
2. I asked my _____ to get me a _____ . You are a good _____ player.
3. I saw my _____ and my _____ at Tesco-Lotus. I got a high _____ on my English test.
4. We decided to _____ tom yum gai (ต้มยำไก่) for lunch. _____ is my _____ 's favorite sport.
5. I like to play _____ and _____ the ball over the net.

14. THE LAST FOLDER



This conversation is about using the last one of anything. If you were to work at an office, shop, company, or even at school, you should let the person in charge know you are taking the last item so they can be sure and get some more. This is more than a courtesy, in business, it is your duty to inform someone when you use the last item in stock.



Dialog

A: Who used the last folder?

B: I think I did.

A: You should tell the stock boy about it.

B: I will next time.

A: Then he will know to order more from the supply room.

B: Okay. Will do.





15. THE FUNNY NOISE

Sometimes people can't help making funny noises. They may be embarrassing or upsetting to others in the same room. Here is conversation about that.

15. Funny noises

Sometimes people can't help making funny noises. They may be embarrassing or upsetting to others in the same room. Here is conversation about that.




Dialog

A: Why are you all laughing?

B: I sneezed. It was funny.


A: Are you okay?

B: I'm fine. I just need some tissue.





16. GOOD JOB



This conversation is about complimenting someone who has done a good job. If you do a good job on a project, it's nice to receive a reward for the hard work and time you put into it.

16. Good job

This conversation is about complimenting someone who has done a good job. If you do a good job on a project, it's nice to receive a reward for the hard work and time you put into it.



Dialog

A: Did you want to see me Mr. Warick?

B: Yes. You did a good job on this report.

A: Thank you. I like working here.

B: I think you should get a promotion.

A: That would be great!

B: Okay. I'll tell the owner.



in an office





17. DO YOU KNOW?

- In this lesson, you are looking for a friend in a large crowd of people.
- You see another friend and ask him about David.

17. Do you know...?

In this lesson, you are looking for a friend in a large crowd of people. You see another friend and ask him about David.



Dialog

A: Hi, Pim. What's up?

B: Do you know David?

A: I don't think so. What does he look like?

B: Well, he has black hair.

A: What's he wearing today?

B: A blue shirt.

A: Is that him over there?

B: Yes! Thanks so much.

