

## UNIT 6

# RULES, REGULATIONS, PRACTICE AND PROHIBITIONS





## LISTENING & SPEAKING

### LISTEN TO WHAT DIFFERENT PEOPLE TALKING ABOUT THESE CHEMICALS

- 1.** Where are your goggles? You must put them on right away. This can hurt your eyes.
- 2.** Don't lick your fingers and don't drink it. It's poisonous.
- 3.** Can you smell it? It's very bad for you. You have to open all the windows and doors when you use it.
- 4.** This box must not get wet. Keep it away from water.
- 5.** Never light matches or cigarettes near this. Never put it near a flame.
- 6.** Make sure the lid is very secure. Don't leave it half open.
- 7.** Don't leave this bottle in a hot room. OK? Keep it in a cool place.
- 8.** Do any children come in here? Don't allow them to touch this box.



# LISTENING & SPEAKING



## ACTIVITY 2

- Listen again and complete the sentences.

## ACTIVITY 3

- After completing the sentences in No. 2, read those sentences aloud.

## ACTIVITY 4

- Study phrases of instruction as follows.

## ACTIVITY 5

- Give the instructions in different ways. Use the phrases in No. 4. Then take turn practice reading the sentences.



# VOCABULARY

PAGE 82-83





# GRAMMAR FOCUS



## 1. Past Simple Tense (irregular verbs)

ประธาน + กริยาช่องที่ 2 (เปลี่ยนรูป) เช่น

have - **had** : I **had** an accident.

leave - **left** : I **left** the car key downstairs.

## 2. การใช้ shall และ must ในประโยคหรือข้อความที่เป็นกฎ ระเบียบที่พนักงานในองค์กร ต้องปฏิบัติตาม

## 3. การใช้คำคุณศัพท์ (Adjective) และคำกริยาวิเศษณ์ (Adverb)

ใช้คำคุณศัพท์ในการอธิบายลักษณะสิ่งของ และคำกริยาวิเศษณ์อธิบายว่าทำสิ่งนั้นอย่างไร เช่น

It's a **heavy** box. Lift it **carefully**.

The door is **closed**. Open it **gently**.

ในทำนองเดียวกันคำกริยาวิเศษณ์ทำหน้าที่ขยายคำคุณศัพท์ เช่น

The box is **really** heavy.

The door is **tightly** closed.




# MEDIA: HOW TO USE ADJECTIVE AND ADVERB






## READING



1. Read the following passage on page 84
2. Look at the key words in bold in the text and underline the correct words or phrases.
3. Look at these words. Can you find the words in the passage that have the same meaning? Write down those words in the spaces given.
4. Answer these questions.
5. Match the two parts of the sentences.



## WRITING


1. Write the rules and regulations in No. 5 (page 88) above into complete sentences.
2. How could a filing cabinet cause problems? Read this memo about guidelines to follow.
3. List things you should do according to the memo.
4. List things you shouldn't do.





# SELF-STUDY

USE IT TO RETRIEVE LEARNING ENGLISH ABOUT:



1. The use of contractions in writing sentences about 10 sample sentences. Give evidence of the source you have used.
2. Examples of rules, regulations, prohibitions you have found in the workplace. Give evidence of the source you have used.
3. Share with your class.



# Q & A

What are the key learning from this unit?

