

Lithium Battery Testing Under UN/DOT 38.3

8 tests required according to the
United Nations Manual of Tests
and Criteria



**Choose certainty.
Add value.**

White paper

Abstract

Lithium batteries provide a reliable and cost-effective power source for a wide range of electrical and electronic products. However, safety concerns still exist, especially in instances where battery inventories are transported via aircraft. These concerns have led to increased attention to the potential dangers of transporting lithium batteries, and new requirements for manufacturers of lithium batteries and devices powered by lithium batteries. This white paper reviews the testing required under UN/DOT 38.3, as well as other requirements applicable to the transportation of lithium batteries.

Contents

INTRODUCTION.....	3
LITHIUM BATTERY DESIGN.....	4
UN MANUAL OF TESTS AND CRITERIA AND SECTION 38.3.....	5
REQUIRED TESTS ACCORDING TO UN/DOT 38.3.....	6
APPLICATION OF SECTION 38.3 TESTS.....	8
CONCLUSION.....	9

About TÜV SÜD experts



Erik J. Spek
Chief Engineer, TÜV SÜD Canada

Erik J. Spek is Chief Engineer for TÜV SÜD Canada, a TÜV SÜD group company, and is responsible for battery verification services in North America. He holds degrees in mechanical engineering from the University of Waterloo in Waterloo, Ontario, Canada, including a Bachelor of Applied Science degree in mechanical engineering and a Master of Applied Science degree in metals fatigue testing.

Mr. Spek is a Professional Engineer in Ontario, Canada, a member of SAE since 1980, and a Certified Manufacturing Engineer in the Society of Manufacturing Engineers. He has authored and co-authored papers and articles on sodium sulfur battery development and on lithium-ion cell testing. Mr. Spek was a member of the ABB sodium sulfur battery team that provided 38 kWh battery packs for the Ford Ecostar program, and is also co-holder of a recent patent pending for bipolar sodium metal chloride batteries.

Erik J. Spek can be reached at 1-705-627-2466, or at espek@tuvcanada.com.



Bill Arrandale
Account Executive, TÜV SÜD America

Bill Arrandale is an Account Executive for TÜV SÜD America, and is responsible for energy storage systems in North America.

Mr. Arrandale has enjoyed an extensive career in the automotive industry and has been a long-time member of SAE. He has also been active in several committees related to vehicle proposition and testing. He has authored and co-authored articles on battery shipment requirements.

Bill Arrandale can be reached at 1-586-405-1465 or at barrandale@tuvam.com.

Introduction

Lithium batteries provide a reliable and cost-effective power source for a wide range of electrical and electronic products, from consumer-friendly smartphones and tablets to advanced medical diagnostic devices and even the current generation of electric vehicles. Driven in large part by the growing demand for wireless electronic devices, the worldwide market for lithium batteries is projected to reach \$43 billion by 2020, up from just \$11 billion in 2010. Indeed, access to reliable and safe lithium batteries is a significant contributing factor in the global expansion of portable and wireless electronic devices for every conceivable application.

However, while the overall failure rates associated with lithium batteries is low, safety concerns still exist, especially in instances where battery inventories are transported

via aircraft. A 2010 crash of a United Parcel Services jet near Dubai International Airport which killed two pilots was linked to a fire in one of the plane's cargo holds containing large quantities of lithium batteries and electronic equipment. The Dubai crash, along with other reports of fires in airplane cargo holds containing lithium batteries, has led to increased attention to the potential dangers of transporting lithium batteries, and new requirements for manufacturers of lithium batteries and devices powered by lithium batteries.

This white paper discusses the testing now required of all lithium batteries according to Section 38.3 of the United Nations Manual of Tests and Criteria: Lithium Battery Testing Requirements, commonly referred to as UN/DOT 38.3. Following a brief review of lithium battery design and the risks associated with the

“However, while the overall failure rates associated with lithium batteries is low, safety concerns still exist, especially in instances where battery inventories are transported via aircraft.”

transportation of lithium batteries by air, the paper reviews each of the eight specific tests required by UN/DOT 38.3, as well as other requirements affecting lithium battery manufacturers. The white paper is intended for manufacturers of both lithium batteries and devices powered by lithium batteries, especially design engineers and regulatory compliance professionals.



Lithium Battery Design

The term “lithium battery” is used to refer to a range of batteries utilizing different components and chemistries. Lithium metal batteries are primary, rechargeable or non-rechargeable batteries used to power watches, calculators, cameras and other small electronic devices. Lithium-ion batteries are secondary, rechargeable batteries used in consumer electronic products, such as mobile telephones and laptop computers, and larger applications such as hybrid and electric vehicles.

A lithium battery produces electrical power as a result of the movement of lithium ions through an electrolyte from a negative electrode (the anode) to the positive electrode (the cathode). Typically, the electrolyte in a lithium battery is mixture of non-aqueous organic carbonates that contain lithium ions, which are more stable than pure lithium. Different lithium chemistries and materials choices can be used to achieve specified battery performance characteristics.

To ensure safe operation, battery components are encased in a sealed container that prevents water from contacting reactive materials. Passive safeguards may also be integrated into the design of the battery to prevent or mitigate some types of failures. Nonetheless, the thermal stability of a battery’s active materials



presents specific challenges, especially when the battery is operating at high temperatures. In addition, impurities in the electrolyte material can compromise the safety of the battery.

Defective or damaged lithium batteries can lead to significant safety consequences. For example, electrolyte impurities can produce an internal short circuit. In other instances, a short circuit can occur when battery terminals come in contact with other batteries, metal objects or conductive surfaces. A short circuit can also result from puncturing or denting the battery casing, or other types of external damage.

A battery short circuit can lead to a condition known as thermal runaway, in which the internal temperature of a battery rapidly escalates. Under such conditions, lithium-ion batteries can vent, explode or catch fire, producing temperatures over 1200°F, a level sufficient to melt aluminum structural members and materials within the cargo hold of an aircraft (lithium-metal batteries burn at even higher temperatures). Even without inflicting significant structural damage, smoke generated by a lithium battery fire can impair the ability of aircraft personnel to safely land an aircraft.

UN Manual of Tests and Criteria and Section 38.3

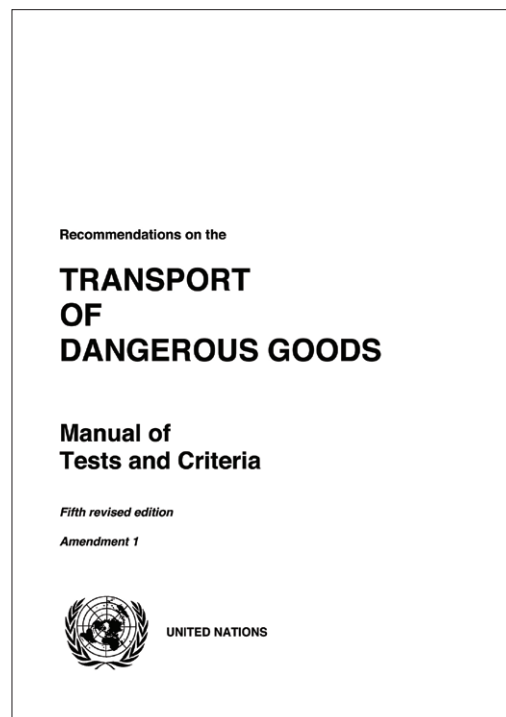
The UN Manual of Tests and Criteria contains criteria, test methods and procedures to be used for the classification of dangerous goods that may be transported, according to the United Nations Recommendations on the Transport of Dangerous Goods, Model Regulations. The Manual also includes a list of chemicals that present physical hazards according to the Globally Harmonized System (GHS) of Classification and Labeling of Chemicals. The tests and procedures specified in the Manual are intended to supplement national and international regulations and standards regarding the transportation of potentially dangerous goods.

Originally developed by the UN's Economic and Social Council's Committee of Experts on the Transport of Dangerous Goods, the first version of the Manual was adopted in 1984, and has been updated and amended every two years since. The fifth revised edition of the Manual was published in 2009, and amended by the Committee in December 2010 and in June 2011. Changes in testing methods and procedures identified in the fifth revised edition of the Manual and the 2010-2011 amendments are now in effect.

Part 3, Section 38.3, of the UN Manual addresses those requirements that

apply to lithium cells and batteries. The Section outlines classification procedures consistent with the structure defined in the Manual. Most important, Section 38.3 includes detailed information on the specific tests applicable to lithium cells and batteries, the number of samples required for testing, and the minimum acceptable testing results. As a result of changes in the amended fifth revised edition of the Manual, the testing requirements in Section 38.3 are now applicable to all lithium cells and batteries, including batteries consisting of cells that have been previously tested.


“The tests and procedures specified in the Manual are intended to supplement national and international regulations and standards regarding the transportation of potentially dangerous goods”



Source: <http://www.unece.org/?id=27472>

Required Tests According to UN/DOT 38.3

According to the requirements of UN/DOT 38.3, lithium cells and batteries are subject to as many as eight separate tests designed to assess their ability to withstand the anticipated rigors incurred during transport. The eight tests evaluate samples for risks from electrical, mechanical and environmental conditions, as follows:

REQUIRED TESTS	TEST DESCRIPTION
Test 1: Altitude Simulation	<p>Also known as the low-pressure test, the altitude simulation test simulates the transportation of cells and batteries under low pressure conditions, such as those experienced in an aircraft cargo hold, or in an aircraft cabin that experiences a sudden loss of pressure. During the test, a sample is stored under low pressure at ambient temperature for at least six hours. To pass this test, the sample must not leak, vent, disassemble, rupture or ignite. In addition, the open circuit voltage of the tested sample must be at least 90% of the sample's voltage as measured before the test.</p>
Test 2: Thermal Test	<p>The thermal test assesses the seal integrity and internal electrical connections of a cell or battery after exposure to rapid and extreme temperature variations. During the test, a sample is cycled 10 times through extended periods of exposure to extreme heat and cold conditions, after which it is stored for 24 hours at ambient temperature. To pass this test, the sample must not leak, vent, disassemble, rupture or ignite. In addition, the open circuit voltage of the tested sample must be at least 90% of the sample's voltage as measured before the test.</p>
Test 3: Vibration Test	<p>The vibration test (Figure 1) simulates the effect of the kind of vibration that could be applied to a cell or battery during transport. During the test, a sample is secured to a vibration machine and subjected to vibrations of varying amplitudes over a three hour period in each of three different mounting positions. To pass this test, the sample must not leak, vent, disassemble, rupture or ignite. In addition, the open circuit voltage of the tested sample must be at least 90% of the sample's voltage as measured before the test.</p> <div data-bbox="588 1655 1158 2009"></div> <div data-bbox="1177 1780 1374 1883"><p>Figure 1: Engineer preparing battery for vibration test</p></div>

REQUIRED TESTS

TEST DESCRIPTION

Test 4: Shock Test

The shock test simulates possible impact to a cell or battery during transport. During the test, a sample is secured to a testing device and subjected to three calibrated shocks in both a positive and negative direction in each of three different mounting positions, for a total of 18 separate shocks. To pass this test, the sample must not leak, vent, disassemble, rupture or ignite. In addition, the open circuit voltage of the tested sample must be at least 90% of the sample's voltage as measured before the test.

Test 5: External Short Circuit

As the name implies, the external short circuit test simulates an external short circuit to determine the ability of a cell or battery to withstand a maximum current flow without adverse consequences. During the test, a sample is subjected to a specified short circuit condition for at least one hour, and observed for an additional six hour period. To pass this test, the external temperature of the sample must not exceed 170°C, and the sample must not disassemble, vent or ignite during the test, or within the six hour period following the test.

Test 6: Impact/Crush Test

The impact/crush test (Figure 2) determines the ability of a cell or battery to withstand an impact or crush that may result in an internal short circuit. During the impact test (applicable to cylindrical cells greater than 20 mm in diameter), a sample is subjected to a single impact from a mass of a specified weight dropped from a specified height. During the crush test (applicable to prismatic, pouch, coin/button cells and cylindrical cells not greater than 20 mm in diameter), a sample is crushed between two flat surfaces at a defined speed until either the applied force reaches a calculated limit, the voltage of the cell drops by at least 100 mV, or the cell is deformed by 50%. To pass this test, the external temperature of the sample must not exceed 170°C, and the sample must not disassemble or ignite during the test, or within the six hour period following the test.




Figure 2: Impact/crush test equipment

REQUIRED TESTS	TEST DESCRIPTION
<p>Test 7: Overcharge Test</p>	<p>The overcharge test evaluates the ability of a cell or battery to withstand an overcharge condition without adverse consequences. During the test, a sample is subjected to a current charge equal to twice that of the manufacturer’s maximum recommended continuous charge current at ambient temperature for a period of 24 hours. To pass this test, the sample must not disassemble or ignited during the test, or within the seven day period following the test.</p>
<p>Test 8: Forced Discharge Test</p>	<p>The forced discharge test assesses the ability of a cell or battery to withstand a forced discharge condition. During the test, a sample is forced discharged at ambient temperature at an initial current equal to the maximum discharge current specified by the manufacturer and for a calculated time interval. To pass the test, the sample must not disassemble or ignite during the test, or within the seven day period following the test.</p>

Application of Section 38.3 Tests

Under Section 38.3 requirements, cells and batteries are subject to specific tests depending on their type, as follows:

- All cell types must be subjected to Tests 1 through 6, as well as Test 8
- All non-rechargeable battery types (including those comprised of previously tested cells) must be subjected to Tests 1 through 5
- All rechargeable battery types (including those comprised of previously tested cells) must be subjected to Tests 1 through 5, as well as Test 7
- Rechargeable single cell batteries featuring overcharge protection must also be subjected to Test 7
- Component cells that are transported separately from a battery assembly must be tested as a cell
- Component cells that are not transported separately from a battery assembly are subjected only to Test 6 and Test 8.

their use in testing. Tests 1 through 5 must be conducted in sequence on the same battery sample. The overcharge test can be conducted using undamaged battery samples from the earlier tests. However, the impact test and the forced discharge test must be conducted on battery samples not previously used for other tests.

In addition to the required tests, Section 38.3 also subjects cells and batteries to specific test sequencing requirements, and defines the limits of

Conclusion

Lithium batteries are the primary source of power for a wide range of today's electrical and electronic products. While the overall failure rate of lithium batteries in use is low, safety concerns still exist, particularly in connection with their transport in aircraft. UN/DOT 38.3 details testing requirements that are now applicable to all lithium cells and batteries, and manufacturers of lithium batteries and products using lithium batteries must account for these testing requirements in the design, manufacture and distribution of their products.

TÜV SÜD is an internationally recognized testing, inspection and certification organization, with hundreds of technical experts in more than 30 countries on six continents. This extensive network makes TÜV SÜD an effective single source for manufacturers seeking world-wide access for their products.

TÜV SÜD provides testing and validation services for the most advanced energy storage devices and systems, including primary and secondary battery cells and packs, ultra capacitors, and other electric

vehicle components and systems. TÜV SÜD operates battery testing laboratories in the U.S. Germany, China, Singapore and other key markets, providing direct access for vehicle manufacturers worldwide and thereby saving time and resources in bring new products to the global market.

FOOTNOTES

- [1] "Lithium Ion Batteries Outlook and Alternative Energy Vehicles (Hevs, Phevs, Evs)—Technologies, Markets, Competitors and Opportunities: 2010-2020 Analysis and Forecasts," April 4, 2011, Market Research.com. Summary accessed on the Internet on January 10, 2012, <http://www.marketresearch.com/David-Company-v3832/Lithium-Ion-Batteries-Outlook-Alternative-6842261/>.
- [2] "Report on UPS Jet's Crash Highlights Cargo of Batteries," Wall Street Journal, April 3, 2011. Accessed on the Internet on January 10, 2012, <http://online.wsj.com/article/SB10001424052748703806304576241563707603894.html>.

COPYRIGHT NOTICE

The information contained in this document represents the current view of TÜV SÜD on the issues discussed as of the date of publication. Because TÜV SÜD must respond to changing market conditions, it should not be interpreted to be a commitment on the part of TÜV SÜD, and TÜV SÜD cannot guarantee the accuracy of any information presented after the date of publication. This White Paper is for informational purposes only. TÜV SÜD makes no warranties, express, implied or statutory, as to the information in this document. Complying with all applicable copyright laws is the responsibility of the user. Without limiting the rights under copyright, no part of this document may be reproduced, stored in or introduced into a retrieval system, or transmitted in any form or by any means (electronic, mechanical, photocopying, recording, or otherwise), or for any purpose, without the express written permission of TÜV SÜD. TÜV SÜD may have patents, patent applications, trademarks, copyrights, or other intellectual property rights covering subject matter in this document. Except as expressly provided in any written license agreement from TÜV SÜD, the furnishing of this document does not give you any license to these patents, trademarks, copyrights, or other intellectual property. ANY REPRODUCTION, ADAPTATION OR TRANSLATION OF THIS DOCUMENT WITHOUT PRIOR WRITTEN PERMISSION IS PROHIBITED, EXCEPT AS ALLOWED UNDER THE COPYRIGHT LAWS. © TÜV SÜD Group – 2013 – All rights reserved - TÜV SÜD is a registered trademark of TÜV SÜD Group.

DISCLAIMER

All reasonable measures have been taken to ensure the quality, reliability, and accuracy of the information in the content. However, TÜV SÜD is not responsible for the third-party content contained in this newsletter. TÜV SÜD makes no warranties or representations, expressed or implied, as to the accuracy or completeness of information contained in this newsletter. This newsletter is intended to provide general information on a particular subject or subjects and is not an exhaustive treatment of such subject(s). Accordingly, the information in this newsletter is not intended to constitute consulting or professional advice or services. If you are seeking advice on any matters relating to information in this newsletter, you should – where appropriate – contact us directly with your specific query or seek advice from qualified professional people. The information contained in this newsletter may not be copied, quoted, or referred to in any other publication or materials without the prior written consent of TÜV SÜD. All rights reserved © 2013 TÜV SÜD.



Contact us today and find out more about our battery testing solutions

www.tuv-sud.com/battery

battery@tuv-sud.com

Choose certainty. Add value.

TÜV SÜD is a premium quality, safety and sustainability solutions provider that specialises in testing, inspection, auditing, certification, training and knowledge services. Represented in over 800 locations worldwide, we hold accreditations in Europe, the Americas, the Middle East and Asia. By delivering objective service solutions to our customers, we add tangible value to businesses, consumers and the environment.

TÜV SÜD AG
Westendstraße 199
80686 Munich Germany
+49 89 5791 0
www.tuv-sud.com